



**heatilator**<sup>®</sup>  
*The first name in fireplaces*

## Accelerator-A36C

Single-sided Woodburning Fireplaces

**SINGLE-SIDED WOODBURNING FIREPLACES ACCELERATOR-A36C**


HEIGHT		FRONT WIDTH		BACK WIDTH		DEPTH		GLASS SIZE
ACTUAL	FRAMING	ACTUAL	FRAMING	ACTUAL	FRAMING	ACTUAL	FRAMING	
41-3/8	41-1/2	42	43	28-1/4	43	22-3/4	23	36 x 23-3/8

## Features and Accessories

- Traditional or herringbone colored refractory lining
- Heat circulating or radiant
- Powder coated finish
- 36" x 23-3/8" opening
- Insulated
- UL listed
- Safety firescreen
- Dual gas knockouts
- Steel grate
- Ash lip
- Front access damper handle

## Glass Doors

Admire a magnificent fire with the added comfort of knowing the fire is safely enclosed behind elegant glass doors. These glass doors are the perfect finishing detail for any Heatilator fireplace. There are a number of attractive finish choices to complement any room.



Original Bi-fold Glass Doors  
Black, Polished Brass or  
Stainless Steel

### Finishes



Black



Polished Brass



Stainless Steel

## Mantels and Surrounds

Featuring mantels and surrounds by Fireside Furnishings, the Aveo series has a broad selection of wood and cast hearth design solutions available to finish around and showcase the beautiful fire.



Mantel

Stone Surround

### Natural Stone Surrounds

#### Design Series



Beige Marble



Marron Brown Marble



Blue Pearl Granite


#### Signature Series



Absolute Black Granite



Green Granite



St. Cecilia Medium Granite



Caledonia Granite



New Venetian Gold Granite



Tan Brown Granite



Baltic Brown Granite

#### Select Series



Slate



Wheatfield Granite


### Wood Species & Finishes shown unfinished



Oak



Maple



Alder



Wood Fiber - primed

Available ready to finish and customize with the paint or stain of your choice. See Wood Mantel and Natural Stone catalog or Cast Mantel catalog for complete list of available mantel and surround options.