



# TRAIL

TIMELESS BEAUTY


 **LANDMARK**  
CERAMICS



"Natural" is a gathering of porcelain tile collections that are inspired by different natural stones. Amazing surfaces for floors and walls that recall the shades of the natural material enhancing architecture and design with character and intense elegance. The excellent technical characteristics of Landmark porcelain tile guarantees optimal performance in every intended use both residential and commercial.

### A new landmark in the ceramic industry

Landmark Ceramics is an American company, based in Tennessee that has set out to research, manufacture and sell top quality porcelain ceramics in North America. Technological innovation, market presence, attention to detail, the welfare of people and the environment, efficient service and a thorough product range make Landmark a new benchmark in the North American market for those who are looking for a reliable partner for any building and architecture project using US made top quality porcelain material.



## THE INSPIRATION / 01

# The most iconic material for architecture.

Travertine is one of the hallmarks of classical architecture, celebrated for natural elegance, refined texture, and enduring strength. Its warm tones and distinctive veining patterns make it an essential material in projects of timeless sophistication.



## THE INSPIRATION / 02

# Travertine beauty, engineered on porcelain.

Trail reinterprets travertine's beauty through two unique aesthetic expressions made with cutting-edge technology.

The result is a surface that combines sophistication, superior performance, and the allure of the natural material for both indoor and outdoor applications.

THE PROJECT / 01

Exploring two distinct design aesthetics.

Vein Cut

Cross Cut

Cross Cut

**TRAIL**  
REFINED

**TRAIL**  
VIBRANT



Indoor Design



Outdoor Design



## THE PROJECT / 02

# Indoors and outdoors with an iconic appeal.

Matching 9mm porcelain tiles, 9mm Porcelain Grip Tiles, and 20mm porcelain pavers blur in-and-out boundaries. Together, they ensure a smooth transition between environments, allowing for a total look that brings harmony to every project.

## THE PROJECT / 03

# All-round design for contemporary spaces.

Trail complete surface range can be combined to achieve a unified aesthetic in residential and commercial spaces: a wide selection of porcelain solutions to meet the needs of contemporary design.

Porcelain Tiles

Porcelain Grip Tiles

Porcelain Pavers

Porcelain Mosaics

Porcelain Veneers





## MOSAIC DECORS

Contemporary signs to enhance every setting.

Porcelain mosaics complement the Trail Refined and Trail Vibrant surfaces, enhancing wall and floor design through an extra layer of sophistication, providing patterns that elevate the aesthetic of any space.



## VENEER ATELIER

Wall surfaces come to life in three dimensions.

Landmark's Veneer World Atelier introduces a new, tactile dimension to wall surfaces. The three-dimensional texture Atelier Bamboo adds depth to spaces, transforming walls into captivating architectural elements.





**TRAIL**  
REFINED

Vein Cut Pearl

Vein Cut Ivory

Vein Cut Beige

THE RANGE

Vein Cut Grey

THE RANGE

Cross Cut Country Classic

Cross Cut Philadelphia

**TRAIL**  
VIBRANT

Cross Cut Scabas

One collection

two unique perspectives.

Cross Cut Pearl

Cross Cut Ivory

Cross Cut Beige

Cross Cut Grey



# TRAIL

REFINED

---

Smooth and elegant surfaces for timeless design.

Trail Refined embodies the elegance of travertine inspiration with a delicate tone-on-tone look. The Vein Cut highlights rhythmic veining, showcasing the stone's natural stratification lines. The Cross Cut reveals swirling motifs reminiscent of clouds, with subtle hues and an organic pattern.

# Pearl

## Cross Cut

---

Creamy hues and subtle tonal variations for an understated look. Available in both Cross Cut and Vein Cut, Trail Refined Pearl adds a touch of sophistication for bright environments blending tranquility and style.

## Vein Cut

---



**PROJECT**

FLOOR DESIGN

Trail Vein Cut Pearl - 24"x48"

WALL DESIGN

Trail Vein Cut Pearl - 24"x48"

Veneer World Atelier Bamboo Vein Cut Pearl - 12"x24"



TRAIL REFINED

# Bringing natural beauty indoors.

Trail's Porcelain Tiles offer a smooth, natural look that combines style and functionality. The elegant veining pattern of surfaces brings authenticity to the interiors, creating a seamless look within any room.



**PROJECT**

FLOOR DESIGN

Trail Cross Cut Pearl - 24"x48"

WALL DESIGN

Trail Vein Cut Pearl - 12"x24"

Veneer World Pro LedgeStone Ridge Black - 6"x24"

Trail Cross Cut Ivory Mosaic B - 12"x12"



**PROJECT**  
INDOOR FLOOR DESIGN  
Trail Cross Cut Pearl - 24"x48"  
OUTDOOR FLOOR DESIGN  
Frontier 20 Travertine Select Cross Cut Pearl - 24"x24"



**PROJECT**  
FLOOR DESIGN  
Trail Cross Cut Pearl - 24"x48"  
WALL DESIGN  
Trail Vein Cut Pearl - 12"x24"  
Veneer World Pro LedgeStone Ridge Black - 6"x24"

TRAIL REFINED

Perfect balance:  
beauty and  
functionality.

Trail combines the raw beauty of natural stone with the functionality of porcelain: resistance, durability, and versatility.



TRAIL REFINED

## Expression of personal style.

With the Trail mosaic range, walls and floors become an opportunity for personalized design, reinterpreting the concept of wall ornamentation and modernizing the traditional mosaic application.





PROJECT

- OUTDOOR FLOOR DESIGN  
Frontier 20 Travertine Select Cross Cut Pearl - 24"x24"
- OUTDOOR WALL DESIGN  
Veneer World Atelier Bamboo Vein Cut Pearl - 12"x24"
- OUTDOOR POOL DESIGN  
Frontier20 Travertine Select Cross Cut Pearl Trim Pieces



**PROJECT**  
OUTDOOR FLOOR DESIGN  
Frontier 20 Travertine Select Cross Cut Pearl - 24"x24"  
OUTDOOR POOL DESIGN  
Frontier20 Travertine Select Cross Cut Pearl Trim Pieces



**PROJECT**  
OUTDOOR FLOOR DESIGN  
Frontier 20 Travertine Select Cross Cut Pearl - 24"x24"  
OUTDOOR POOL DESIGN  
Frontier20 Travertine Select Cross Cut Pearl Trim Pieces

TRAIL REFINED

# Everlasting Design.

The availability of Coordinated Porcelain Pavers from the Frontier20 Collection further enriches the versatility of Trail for every commercial and residential project requiring a highly performing and durable product.

# Ivory

## Cross Cut

---

Light, warm tones capture the essence of travertine, offering soft surfaces that add a subtle touch to interiors. The versatile nature of Trail Refined Ivory allows it to seamlessly blend with both classic and contemporary designs.

## Vein Cut

---





**PROJECT**

FLOOR DESIGN

Trail Vein Cut Ivory - 12"x24" - 24"x48"

WALL DESIGN

Trail Vein Cut Ivory - 24"x48"

Trail Vein Cut Ivory Herringbone - 12"x10"

DESK - FURNITURE

Trail Vein Cut Ivory - 24"x48"



TRAIL

**PROJECT**  
FLOOR DESIGN  
Trail Vein Cut Ivory - 12"x24" - 24"x48"  
BENCH AND FURNITURE  
Trail Vein Cut Ivory - 24"x48"

TRAIL REFINED

A timeless look in contemporary design.

The versatility of Trail modular formats, combined with thoughtfully designed decorative mosaics, creates a rich, tactile environment.



**PROJECT**  
WALL DESIGN  
Trail Vein Cut Ivory Herringbone - 12"x10"  
FURNITURE  
Trail Vein Cut Ivory - 24"x48"



**PROJECT**

FLOOR DESIGN

Trail Cross Cut Ivory - 12"x24"

BATHROOM WALL DESIGN

Trail Cross Cut Ivory - 24"x48"

Trail Cross Cut Ivory Mosaic B - 12"x12"

BEDROOM WALL DESIGN

Trail Vein Cut Ivory Herringbone - 12"x10"

WASHBASIN

Trail Cross Cut Ivory - 24"x48"



TRAIL

**PROJECT**  
FLOOR DESIGN  
Trail Cross Cut Ivory - 12"x24"  
WALL DESIGN  
Trail Vein Cut Ivory Herringbone - 12"x10"



**PROJECT**  
WALL DESIGN  
Trail Cross Cut Ivory - 24"x48"  
Trail Cross Cut Ivory Mosaic B - 12"x12"  
WASHBASIN  
Trail Cross Cut Ivory - 24"x48"

TRAIL REFINED

# Shape your vision.

A wide range of sizes and mosaics allows maximum design freedom, while porcelain surfaces can be combined on floors and walls, creating total look settings.

# Beige

## Cross Cut

---

The most iconic color of travertine in Vein Cut and Cross Cut, each reinterpreting different aspects of the natural stone's texture. Trail Refined Beige is perfect to create sophisticated environments with a touch of contemporary warmth.

## Vein Cut

---





**PROJECT**

**FLOOR DESIGN**

Trail Vein Cut Beige - 24"x48"

Trail Vein Cut Beige Mosaic B - 12"x12"

**WALL DESIGN**

Trail Vein Cut Beige - 24"x48"

Trail Vein Cut Beige Mosaic B - 12"x12"

**BAR DESIGN**

Veneer World Atelier Bamboo Vein Cut Beige - 12"x24"

TRAIL REFINED

# Craft your own space.

Trail Refined allows for an exceptional level of design freedom. It offers a versatile range of decorative options that can be mixed and matched, allowing for seamless transitions between floor and wall surfaces.



**PROJECT**  
FLOOR DESIGN  
Trail Vein Cut Beige - 24"x48"  
Trail Vein Cut Beige Mosaic B - 12"x12"



**PROJECT**  
FLOOR DESIGN  
Trail Vein Cut Beige - 24"x48"  
WALL DESIGN  
Trail Vein Cut Beige Mosaic B - 12"x12"  
BAR DESIGN  
Veneer World Atelier Bamboo Vein Cut Beige - 12"x24"



PROJECT

OUTDOOR FLOOR DESIGN  
Frontier 20 Travertine Select Cross Cut Beige - 24"x24"  
Trail Cross Cut Beige Grip - 24"x48"  
BAR DESIGN  
Veneer World Atelier Bamboo Vein Cut Beige - 12"x24"

TRAIL REFINED

# Bringing nature appeal in every space.

Trail Cross Cut surfaces feature a uniform, cloud-like pattern, highlighting the natural beauty of travertine. Variations in color and texture make it ideal for uniform environments in residential and commercial spaces.



**PROJECT**

OUTDOOR FLOOR DESIGN

Frontier 20 Travertine Select Cross Cut Beige - 24"x24"

Trail Cross Cut Beige Grip - 24"x48"



**PROJECT**

OUTDOOR FLOOR DESIGN

Frontier 20 Travertine Vein Cut Beige - 24"x48"

OUTDOOR WALL DESIGN

Veneer World Pro LedgeStone Ridge Grey - 6"x24"

Trail Vein Cut Beige - 24"x48"

PLANTER BOX

Frontier 20 Travertine Vein Cut Beige - 24"x48"

TRAIL



**PROJECT**  
OUTDOOR FLOOR DESIGN  
Frontier 20 Travertine Vein Cut Beige - 24"x48"  
PLANTER BOX  
Frontier 20 Travertine Vein Cut Beige - 24"x48"

**FRONTIER20**

COORDINATED PORCELAIN PAVERS



**PROJECT**  
OUTDOOR FLOOR DESIGN  
Frontier 20 Travertine Vein Cut Beige - 24"x48"

TRAIL REFINED

## Versatile outdoor combinations.

With its 20 mm thickness, the Frontier20 Travertine Vein Cut in the 24"x48" format offers all the beauty of the natural material in a weather-resistant and easy-to-maintain surface, making it the ideal solution for outdoor applications.

# Grey

## Cross Cut

---

Cold shades that capture the contemporary soul of natural travertine: the balanced tone of Trail Refined Grey in Vein Cut and Cross Cut graphics provides a neutral base, offering both versatility and a sense of understated luxury.

## Vein Cut

---

TRAIL  
REFINED





**PROJECT**

**FLOOR DESIGN**

Trail Vein Cut Grey - 24"x48"

Trail Vein Cut Grey Herringbone - 12"x10"

**WALL DESIGN**

Trail Cross Cut Grey - 24"x48"

Veneer World Atelier Bamboo Vein Cut Grey - 12"x24"

**DESK DESIGN**

Trail Vein Cut Grey - 24"x48"

PLANTER BOX - BENCHES

Trail Cross Cut Grey - 24"x48"





**PROJECT**  
 FLOOR DESIGN  
 Trail Vein Cut Grey - 24"x48"  
 Trail Vein Cut Grey Herringbone - 12"x10"  
 WALL DESIGN  
 Trail Cross Cut Grey - 24"x48"



**PROJECT**  
 FLOOR DESIGN  
 Trail Vein Cut Grey - 24"x48"  
 Trail Vein Cut Grey Herringbone - 12"x10"  
 PLANTER BOX - BENCHES  
 Trail Cross Cut Grey - 24"x48"

TRAIL REFINED

Durable,  
 low-maintenance,  
 and sustainable.

Landmark's porcelain tiles and pavers elevate the natural texture of travertine to new heights of performance. It combines exceptional durability, low-maintenance, and eco-friendly qualities.

# Atelier Bamboo

VENEER  
WORLD

TRAIL  
REFINED

With innovative designs inspired by hand-crafted stone engraving, Veneer Atelier Bamboo transforms walls with three-dimensional horizontal slats of varying sizes, adding dynamic depth to indoor and outdoor walls.





**PROJECT**  
WALL DESIGN  
Veneer World Atelier Bamboo Vein Cut Pearl - 12"x24"



**PROJECT**  
FLOOR DESIGN  
Trail Vein Cut Grey - 24"x48"  
WALL DESIGN  
Veneer World Atelier Bamboo Vein Cut Grey - 12"x24"  
Trail Cross Cut Grey - 24"x48"

TRAIL ATELIER BAMBOO

# A decorative touch for interior design.

The decorative range of 3D Veneer Atelier Bamboo offers versatile options for any wall covering, adding a distinctive design touch to residential or commercial spaces.



TRAIL ATELIER BAMBOO

# The key to harmony.

Atelier Veneers provide sophisticated transitions between floors and walls. Their unique design, in a variety of colors matching Trail Refined porcelain tiles, allows for a cohesive look in any interior and exterior design project.

**PROJECT**  
FLOOR DESIGN  
Trail Cross Cut Beige Grip - 24"x48"  
WALL DESIGN  
Veneer World Atelier Bamboo Vein Cut Beige - 12"x24"

TRAIL ATELIER BAMBOO

# A collection tailored for every project.

Trail includes exclusive three-dimensional porcelain veneers, perfect to enhance the style of any commercial or residential projects.



**PROJECT**  
OUTDOOR FLOOR DESIGN  
Frontier 20 Travertine Select Cross Cut Beige - 24"x24"  
COUNTER  
Veneer World Atelier Bamboo Vein Cut Beige - 12"x24"



**PROJECT**  
OUTDOOR FLOOR DESIGN  
Frontier 20 Travertine Select Cross Cut Pearl - 24"x24"  
OUTDOOR WALL DESIGN  
Veneer World Atelier Bamboo Vein Cut Pearl - 12"x24"

# Grip Tiles

24"x48"-12"x24"

Grip Tiles ensure maximum safety with their non-slip finish, making them the perfect choice for both residential and commercial environments that demand high safety standards.

## PROJECT

FLOOR DESIGN

Trail Cross Cut Beige Grip - 24"x48"

WALL DESIGN

Veneer World Atelier Bamboo Vein Cut Beige - 12"x24"

Trail Cross Cut Beige Mosaic J - 12"x12"

Trail Cross Cut Beige - 12"x24"



TRAIL

**PROJECT**  
FLOOR DESIGN  
Trail Cross Cut Beige Grip - 24"x48"  
WALL DESIGN  
Veneer World Atelier Bamboo Vein Cut Beige - 12"x24"  
Trail Cross Cut Beige - 12"x24"



**PROJECT**  
WALL DESIGN  
Trail Cross Cut Beige Mosaic J - 12"x12"  
Trail Cross Cut Beige - 12"x24"

TRAIL GRIP TILES

**Top performance in  
wet environments.**

The compact nature of porcelain stoneware makes it perfect for spas and water-prone environments, ensuring durability without compromising on aesthetics.



TRAIL GRIP TILES

## Safe solutions for multi-functional spaces.

With Trail Grip Tiles, it's easy to create functional outdoor projects thanks to their superior anti-slip properties available in both VeinCut and CrossCut graphics in 12"x24" and 24"x48".





# TRAIL

## VIBRANT

---

Strong character,  
bold design.

Featuring contrasting colors and foliated surfaces, Trail Vibrant brings rich textures to any environment. The dynamic interplay of patterns creates a striking visual effect, making it the perfect choice for those seeking to enhance their spaces.

# Cross Cut Country Classic

TRAIL  
VIBRANT

A natural look inspired by the textures and shades of travertine. The surface is characterized by a warm, sandy base with irregular veining and color variations, with tones ranging from light beige to deeper, earthy hues.



PROJECT

OUTDOOR FLOOR DESIGN

Frontier 20 Travertine Cross Cut Country Classic - 12"x12" - 12"x24" - 24"x24"

OUTDOOR WALL DESIGN

Veneer World Pro LedgeStone Ridge Beige - 6"x24"

OUTDOOR POOL DESIGN

Frontier20 Travertine Cross Cut Country Classic Trim Pieces



**PROJECT**  
OUTDOOR FLOOR DESIGN  
Frontier 20 Travertine Cross Cut Country Classic - 12"x12" - 12"x24" - 24"x24"  
OUTDOOR POOL DESIGN  
Frontier20 Travertine Cross Cut Country Classic Trim Pieces



**PROJECT**  
OUTDOOR FLOOR DESIGN  
Frontier 20 Travertine Cross Cut Country Classic - 12"x12" - 12"x24" - 24"x24"  
OUTDOOR WALL DESIGN  
Veneer World Pro LedgeStone Ridge Beige - 6"x24"  
OUTDOOR POOL DESIGN  
Frontier20 Travertine Cross Cut Country Classic Trim Pieces

TRAIL VIBRANT

# Unlocking creative outdoors potential.

Thanks to the Multi Pattern Design, the combination of 20 mm porcelain pavers in different sizes allows playful opportunities for creative layouts, adding dynamism to outdoor flooring.



**PROJECT**

FLOOR DESIGN

Trail Cross Cut Country Classic - 12"x24"

Trail Cross Cut Country Classic Mosaic B - 12"x12"

WALL DESIGN

Trail Cross Cut Country Classic - 12"x24"

Trail Cross Cut Country Classic Mosaic B - 12"x12"

Trail Cross Cut Country Classic Mosaic J - 12"x12"

TRAIL VIBRANT

# Breaking stylistic barriers.

There's no design limit with Trail Vibrant. Bold shade variations and contrasting veins of the travertine effect perfectly reproduce the source materials over floors and walls.



**PROJECT**  
FLOOR DESIGN  
Trail Cross Cut Country Classic - 12"x24"  
Trail Cross Cut Country Classic Mosaic B - 12"x12"



**PROJECT**  
WALL DESIGN  
Trail Cross Cut Country Classic - 12"x24"  
Trail Cross Cut Country Classic Mosaic J - 12"x12"

# Cross Cut Scabas

TRAIL  
VIBRANT

A blend of tones inspired by sedimentary stones. The design showcases warm shades, ranging from beige to brown, with detailed wavy veining creating a dynamic and distinctive look.



**PROJECT**

INDOOR FLOOR DESIGN

Trail Cross Cut Scabas - 12"x24"

OUTDOOR FLOOR DESIGN

Frontier 20 Travertine Cross Cut Scabas - 12"x12" - 12"x24" - 24"x24"

INDOOR WALL DESIGN

Trail Cross Cut Scabas Mosaic J - 12"x12"

OUTDOOR WALL DESIGN

Veneer World Pro LedgeStone Alpine Desert - 6"x24"



TRAIL VIBRANT

# Embracing authenticity is a choice.

With Trail Vibrant, seamless in&out transitions enable a unified total look, ensuring harmony throughout the entire space.



**PROJECT**  
FLOOR DESIGN  
Trail Cross Cut Scabas - 12"x24"



**PROJECT**  
OUTDOOR FLOOR DESIGN  
Frontier 20 Travertine Cross Cut Scabas - 12"x12" - 12"x24" - 24"x24"  
OUTDOOR WALL DESIGN  
Veneer World Pro LedgeStone Alpine Desert - 6"x24"



TRAIL VIBRANT

## Blending tradition with innovation.

The brick-look decoration captures the appeal of classic brickwork with a modern twist, replicating the charm of traditional masonry.

# Cross Cut Philadelphia

TRAIL  
VIBRANT

Featuring a strong look, Trail Vibrant Philadelphia showcases a mix of beige tones with subtle hints of silver, gray, brown, and black veining. The pronounced texture variations bring depth and movement, enhancing the sense of raw, tactile materiality of the collection.





**PROJECT**

- OUTDOOR FLOOR DESIGN
- Frontier 20 Travertine Cross Cut Philadelphia - 12"x24"
- Frontier 20 Travertine Cross Cut Philadelphia - 24"x24"
- FIREPIT DESIGN
- Frontier 20 Travertine Cross Cut Philadelphia - 24"x24"
- OUTDOOR WALL DESIGN
- Trail Cross Cut Philadelphia Mosaic B - 12"x12"

TRAIL VIBRANT

# The art of combination.

A versatile range of 20mm thickness formats and porcelain mosaics allows the design of distinct functional areas in outdoor spaces, whether they are relaxation areas, terraces, or poolside.



**PROJECT**  
OUTDOOR WALL DESIGN  
Trail Cross Cut Philadelphia Mosaic B - 12"x12"



**FRONTIER20**  
COORDINATED PORCELAIN PAVERS

**PROJECT**  
OUTDOOR FLOOR DESIGN  
Frontier 20 Travertine Cross Cut Philadelphia - 12"x24"  
Frontier 20 Travertine Cross Cut Philadelphia - 24"x24"  
FIREPIT DESIGN  
Frontier 20 Travertine Cross Cut Philadelphia - 24"x24"



**PROJECT**

FLOOR DESIGN

Trail Cross Cut Philadelphia - 12"x24"

OUTDOOR FLOOR DESIGN

Frontier 20 Travertine Cross Cut Philadelphia - 12"x24"

WALL DESIGN

Trail Cross Cut Philadelphia Mosaic J - 12"x12"



TRAIL

**PROJECT**  
FLOOR DESIGN  
Trail Cross Cut Philadelphia - 12"x24"



**PROJECT**  
WALL DESIGN  
Trail Cross Cut Philadelphia Mosaic J - 12"x12"

TRAIL VIBRANT

Warm hues  
for welcoming  
environments.

Trail Vibrant brings warmth to residential interiors with its rich and deep color hues. The collection's surfaces create an enveloping atmosphere that transforms spaces into comfortable environments.

**SUSTAINABILITY**

**RECYCLABLE**



Tile can be recycled inside the production process when not fired yet or, once they have finished their life-cycle, can be used as compact base material. On the contrary, many plastic base materials such as vinyl cannot.


**SUSTAINABILITY**

**ECO-FRIENDLY AND SAFE**



**SUSTAINABILITY**

**ENERGY EFFICIENT**



Tile's inherent thermal mass reduces peak heating and cooling, which helps moderate temperature swings in your home.

**HEALTH**


**NATURAL INGREDIENTS**



Tile is made of clays and other naturally-occurring minerals and does not contain chemicals with potential adverse health effects (pvc, voc, formaldehyde, plastic etc...)

**SAFETY/DURABILITY**

**SCRATCH AND DENT RESISTANT**



Tile is strong, hard and resistant to most type of scratches. Tile also, being an extremely dense material, doesn't fear any denting damage, like many others flooring materials do.

**SAFETY/DURABILITY**

**FADE AND UV RESISTANT**



**SUSTAINABILITY**

**FLOOR HEAT FRIENDLY**



**SUSTAINABILITY**

**VERY LONG SERVICE LIFE**



Tile when properly installed and maintained can last for decades.

**SUSTAINABILITY**

**COST SAVING OVER TIME**



Thanks to its long service life and easy maintenance, porcelain tile is very cost effective over time when compared to flooring products that need to be replaced more frequently.

**SAFETY/DURABILITY**

**RESISTANT TO ACID**



**SAFETY/DURABILITY**

**WATER PROOF**



Tile is very compact and impervious therefore doesn't absorb. With tile you'll never have to worry about water.

**SAFETY/DURABILITY**

**FIRE PROOF**



Tile doesn't burn, melt or give off toxic fumes when exposed to fire.

**HEALTH**

**PREVENT BACTERIA GROWTH**



Tile is completely inhospitable to bacteria. That means no mold or mildew, and a healthier home for you.

**HEALTH**

**ZERO ALLERGENES**



Tile is both hard and impervious therefore inhospitable to dust mites, bacteria, fungi, mold and other irritants.

**HEALTH**

**ZERO SMOKE DEVELOPMENT**



Tile never gives off toxic fumes, even when exposed to fire.

**SAFETY/DURABILITY**

**DOESN'T BEND**



Tile is hard and compact.

**SAFETY/DURABILITY**

**PET FRIENDLY**



Tile is both dog and cat scratch proof.

**SAFETY/DURABILITY**


**RESISTANT TO FROST**



Tile is snow and ice proof.

**HEALTH**

**ZERO FORMALDEHYDE**



Formaldehyde is known to lead to an increased incidence of asthma. Tile has zero formaldehyde.

**HEALTH**

**ZERO PVC ZERO VOC**



Tile is completely PVC and VOC (volatile organic compound) free that means a healthier home for you.

**HEALTH**

**PLASTIC FREE**



Tiles are free from any PBM (Plastic Base Material) materials used in vinyl and LVT.

**EASY CARE**

**STAIN RESISTANCE**




**EASY CARE**

**EASY TO KEEP CLEAN**



**VERSATILITY**

**FLOOR AND WALL**



Tile is ideal for both floor and wall application indoor and outdoor.



CROSS CUT PEARL




Available sizes



24"x48"  
MATT  
≅ 0.35" / 9 mm

12"x24"  
MATT  
≅ 0.35"

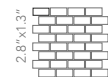
Color shading



24"x48"  
GRIP  
≅ 0.35" / 9 mm



12"x12"  
MATT  
MOSAIC B  
≅ 0.35"



12"x12"  
MATT  
MOSAIC J  
≅ 0.35"

VEIN CUT PEARL



Available sizes



24"x48"  
MATT  
≅ 0.35" / 9 mm

12"x24"  
MATT  
≅ 0.35"

12"x24"  
GRIP  
≅ 0.35"

Color shading



12"x24"  
VENEER  
ATELIER BAMBOO  
≅ 0.35"



12"x12"  
MATT  
MOSAIC B  
≅ 0.35"



12"x10"  
MATT  
HERRINGBONE  
≅ 0.35"

CROSS CUT GREY



Available sizes



24"x48"  
MATT  
≅ 0.35" / 9 mm

12"x24"  
MATT  
≅ 0.35"

Color shading



12"x12"  
MATT  
MOSAIC B  
≅ 0.35"



12"x12"  
MATT  
MOSAIC J  
≅ 0.35"

VEIN CUT GREY



Available sizes



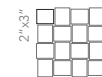
24"x48"  
MATT  
≅ 0.35" / 9 mm

12"x24"  
MATT  
≅ 0.35"

Color shading



12"x24"  
VENEER  
ATELIER BAMBOO  
≅ 0.35"



12"x12"  
MATT  
MOSAIC B  
≅ 0.35"



12"x10"  
MATT  
HERRINGBONE  
≅ 0.35"

The color of tiles printed in this catalog may differ from actual tiles. Tile color reproductions in this catalog are representative only. Slight tone and shade variations are inherent in porcelain tiles. Before selecting a color, we recommend that you contact your local representative, who will provide you with a sample piece of the requested tile.

This porcelain tile product is manufactured with a V2 shade variation. Remember that the amount of color as well as the texture of each piece may vary from tile to tile. Inspect the product immediately upon delivery and select tiles from many boxes during installation to minimize and blend any possible color difference.

Color Shading



UNIFORM APPEARANCE



SLIGHT VARIATION



MODERATE VARIATION



SUBSTANTIAL VARIATION

**CROSS CUT IVORY**



**Available sizes**

**Color shading**



24"x48"  
MATT  
±0.35" / 9 mm

12"x24"  
MATT  
±0.35"

**VEIN CUT IVORY**



**Available sizes**

**Color shading**



24"x48"  
MATT  
±0.35" / 9 mm

12"x24"  
MATT  
±0.35"

**CROSS CUT BEIGE**



**Available sizes**

**Color shading**



24"x48"  
MATT  
±0.35" / 9 mm

12"x24"  
MATT  
±0.35"

**VEIN CUT BEIGE**



**Available sizes**

**Color shading**



24"x48"  
MATT  
±0.35" / 9 mm

12"x24"  
MATT  
±0.35"

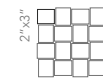
12"x24"  
GRIP  
±0.35"



12"x12"  
MATT  
MOSAIC B  
±0.35"



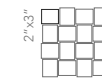
12"x12"  
MATT  
MOSAIC J  
±0.35"



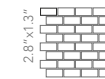
12"x12"  
MATT  
MOSAIC B  
±0.35"



12"x10"  
MATT  
HERRINGBONE  
±0.35"



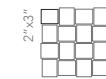
12"x12"  
MATT  
MOSAIC B  
±0.35"



12"x12"  
MATT  
MOSAIC J  
±0.35"



12"x24"  
VENEER  
ATELIER BAMBOO  
±0.35"



12"x12"  
MATT  
MOSAIC B  
±0.35"



12"x10"  
MATT  
HERRINGBONE  
±0.35"

The color of tiles printed in this catalog may differ from actual tiles. Tile color reproductions in this catalog are representative only. Slight tone and shade variations are inherent in porcelain tiles. Before selecting a color, we recommend that you contact your local representative, who will provide you with a sample piece of the requested tile.

This porcelain tile product is manufactured with a V2 shade variation. Remember that the amount of color as well as the texture of each piece may vary from tile to tile. Inspect the product immediately upon delivery and select tiles from many boxes during installation to minimize and blend any possible color difference.

**Color Shading**



UNIFORM APPEARANCE



SLIGHT VARIATION



MODERATE VARIATION




SUBSTANTIAL VARIATION

VEIN CUT PEARL ATELIER BAMBOO



Available sizes



12"x24"  
VENEER  
ATELIER BAMBOO  
± 0.35"

Color shading



VEIN CUT BEIGE ATELIER BAMBOO



Available sizes



12"x24"  
VENEER  
ATELIER BAMBOO  
± 0.35"


Color shading



VEIN CUT GREY ATELIER BAMBOO



Available sizes



12"x24"  
VENEER  
ATELIER BAMBOO  
± 0.35"

Color shading



**PROJECT**

FLOOR DESIGN

Trail Cross Cut Beige Grip - 24"x48"

WALL DESIGN

Veneer World Atelier Bamboo Vein Cut Beige - 12"x24"

**COLORED BODY PORCELAIN TILE** - Rectified Monocaliber



Cross Cut Pearl \*  
Mosaic B  
2"x3" - 12"x12"



Cross Cut Grey \*  
Mosaic B  
2"x3" - 12"x12"



Cross Cut Ivory \*  
Mosaic B  
2"x3" - 12"x12"



Cross Cut Beige \*  
Mosaic B  
2"x3" - 12"x12"



Cross Cut Pearl \*  
Mosaic J  
2.8"x1.3" - 12"x12"



Cross Cut Grey \*  
Mosaic J  
2.8"x1.3" - 12"x12"



Cross Cut Ivory \*  
Mosaic J  
2.8"x1.3" - 12"x12"



Cross Cut Beige \*  
Mosaic J  
2.8"x1.3" - 12"x12"



\* Also matches with:



Vein Cut Pearl



Vein Cut Grey



Vein Cut Ivory



Vein Cut Beige



**PORCELAIN MOSAICS**

**MATT FINISH**



Vein Cut Pearl \*  
Mosaic B  
2"x3" - 12"x12"



Vein Cut Grey \*  
Mosaic B  
2"x3" - 12"x12"



Vein Cut Ivory \*  
Mosaic B  
2"x3" - 12"x12"



Vein Cut Beige \*  
Mosaic B  
2"x3" - 12"x12"



Vein Cut Pearl \*  
Herringbone  
1.3"x3.8" - 12"x10"



Vein Cut Grey \*  
Herringbone  
1.3"x3.8" - 12"x10"



Vein Cut Ivory \*  
Herringbone  
1.3"x3.8" - 12"x10"



Vein Cut Beige \*  
Herringbone  
1.3"x3.8" - 12"x10"



\* Also matches with:



Cross Cut Pearl



Cross Cut Grey



Cross Cut Ivory

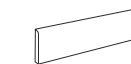


Cross Cut Beige

**TRIM TILES**

**MATT FINISH**

COORDINATED COVE BASE FROM VISION COLLECTIONS



BULLNOSE 3"x24"



COVE BASE 6"x12"

CROSS CUT / VEIN CUT PEARL



CROSS CUT / VEIN CUT GREY



CROSS CUT / VEIN CUT IVORY



CROSS CUT / VEIN CUT BEIGE



VISION PEARL

VISION DOVE

TRAVERTINE SELECT CROSS CUT PEARL



Available sizes



24" x 24"  
±0.8" / 20 mm

Color shading



TRAVERTINE SELECT CROSS CUT BEIGE



Available sizes



24" x 24"  
±0.8" / 20 mm


Color shading



TRAVERTINE VEIN CUT BEIGE



Available sizes



24" x 48"  
MATT  
±0.8" / 20 mm


Color shading



TRAVERTINE VEIN CUT GREY



Available sizes



24" x 48"  
MATT  
±0.8" / 20 mm

Color shading



The color of tiles printed in this catalog may differ from actual tiles. Tile color reproductions in this catalog are representative only. Slight tone and shade variations are inherent in porcelain tiles. Before selecting a color, we recommend that you contact your local representative, who will provide you with a sample piece of the requested tile.

This porcelain tile product is manufactured with a V2 shade variation. Remember that the amount of color as well as the texture of each piece may vary from tile to tile. Inspect the product immediately upon delivery and select tiles from many boxes during installation to minimize and blend any possible color difference.

Color Shading



**RECOMMENDED USE** Trail Refined matt finish is recommended for indoor floors, walls, countertops, and outdoor walls in commercial and residential applications. The use of Trail Refined matt finish is not recommended for outdoor floors (for that application use Grip finish or Frontier20). Landmark recommends an offset no greater than 30%, if a staggered pattern is required for tiles of 20" inches or longer. Landmark recommends the use of leveler for a proper installation.

**CARE AND MAINTENANCE** Do not apply any wax or sealer to the product after installation. Regular cleaning is the best way to keep tiles looking good. Use clean, hot water (add household cleaner for more aggressive cleaning). Rinse thoroughly and dry with a soft cloth to prevent water spots. Please visit [lcsa.com](http://lcsa.com). For further information regarding the care and maintenance of Landmark products.

**WARRANTY** Landmark guarantees that its products will meet or exceed the performance specifications set out in ANSI A137.1-2012 and in the performance specifications section of the Landmark general catalog. For more information, please visit our website at [lcsa.com](http://lcsa.com).

**COLORED BODY PORCELAIN TILE** - Rectified Monocaliber

MATT FINISH

CROSS CUT SCABAS



Available sizes

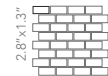
Color shading



12"x24"  
MATT  
± 0.35" / 9 mm



12"x12"  
MATT  
MOSAIC B  
± 0.35"




12"x12"  
MATT  
MOSAIC J  
± 0.35"

CROSS CUT PHILADELPHIA



Available sizes


Color shading



12"x24"  
MATT  
± 0.35" / 9 mm



12"x12"  
MATT  
MOSAIC B  
± 0.35"




12"x12"  
MATT  
MOSAIC J  
± 0.35"

CROSS CUT COUNTRY CLASSIC



Available sizes

Color shading



12"x24"  
MATT  
± 0.35" / 9 mm



12"x12"  
MATT  
MOSAIC B  
± 0.35"



12"x12"  
MATT  
MOSAIC J  
± 0.35"

The color of tiles printed in this catalog may differ from actual tiles. Tile color reproductions in this catalog are representative only. Slight tone and shade variations are inherent in porcelain tiles. Before selecting a color, we recommend that you contact your local representative, who will provide you with a sample piece of the requested tile.

This porcelain tile product is manufactured with a V2 shade variation. Remember that the amount of color as well as the texture of each piece may vary from tile to tile. Inspect the product immediately upon delivery and select tiles from many boxes during installation to minimize and blend any possible color difference.

Color Shading



UNIFORM APPEARANCE



SLIGHT VARIATION



MODERATE VARIATION



SUBSTANTIAL VARIATION

**COLORED BODY PORCELAIN TILE** - Rectified Monocaliber

**PORCELAIN MOSAICS**

**MATT FINISH**



Cross Cut Scabas  
Mosaic B  
2"x3" - 12"x12"



Cross Cut Philadelphia  
Mosaic B  
2"x3" - 12"x12"



Cross Cut Country Classic  
Mosaic B  
2"x3" - 12"x12"



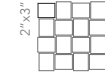
Cross Cut Scabas  
Mosaic J  
2.8"x1.3" - 12"x12"



Cross Cut Philadelphia  
Mosaic J  
2.8"x1.3" - 12"x12"



Cross Cut Country Classic  
Mosaic J  
2.8"x1.3" - 12"x12"



2"x3"  
12"x12"  
MATT  
MOSAIC B  
±0.35" / 9 mm



2.8"x1.3"  
12"x12"  
MATT  
MOSAIC J  
±0.35" / 9 mm

**TRIM TILES**

**MATT FINISH**

COORDINATED COVE BASE FROM VISION COLLECTIONS



BULLNOSE 3"x24"



COVE BASE 6"x12"

- CROSS CUT SCABAS
- CROSS CUT PHILADELPHIA
- CROSS CUT COUNTRY CLASSIC

- 
- 
- 

VISION DOVE



**PROJECT**

FLOOR DESIGN

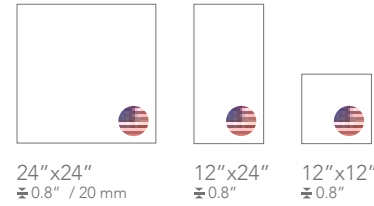
Trail Cross Cut Country Classic - 12"x24"

Trail Cross Cut Country Classic Mosaic B - 12"x12"

TRAVERTINE CROSS CUT SCABAS



Available sizes



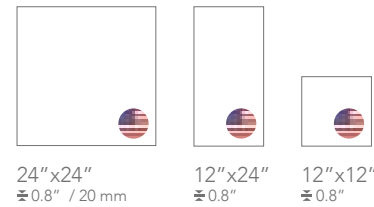
Color shading



TRAVERTINE CROSS CUT PHILADELPHIA



Available sizes



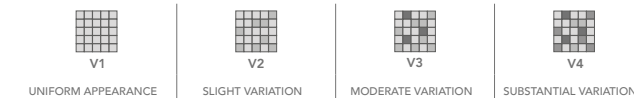
Color shading



The color of tiles printed in this catalog may differ from actual tiles. Tile color reproductions in this catalog are representative only. Slight tone and shade variations are inherent in porcelain tiles. Before selecting a color, we recommend that you contact your local representative, who will provide you with a sample piece of the requested tile.

This porcelain tile product is manufactured with a V4 shade variation. Remember that the amount of color as well as the texture of each piece may vary from tile to tile. Inspect the product immediately upon delivery and select tiles from many boxes during installation to minimize and blend any possible color difference.

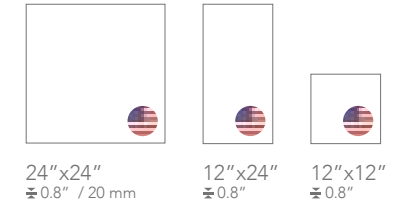
Color Shading




TRAVERTINE CROSS CUT COUNTRY CLASSIC



Available sizes



Color shading



**RECOMMENDED USE** Trail Refined matt finish is recommended for indoor floors, walls, countertops, and outdoor walls in commercial and residential applications. The use of Essence Trail Refined matt finish is not recommended for outdoor floors (for that application use Grip finish or Frontier20). Landmark recommends an offset no greater than 30%, if a staggered pattern is required for tiles of 20" inches or longer. Landmark recommends the use of leveler for a proper installation.

**CARE AND MAINTENANCE** Do not apply any wax or sealer to the product after installation. Regular cleaning is the best way to keep tiles looking good. Use clean, hot water (add household cleaner for more aggressive cleaning). Rinse thoroughly and dry with a soft cloth to prevent water spots. Please visit [lcsa.com](http://lcsa.com). For further information regarding the care and maintenance of Landmark products.

**WARRANTY** Landmark guarantees that its products will meet or exceed the performance specifications set out in ANSI A137.1-2012 and in the performance specifications section of the Landmark general catalog. For more information, please visit our website at [lcsa.com](http://lcsa.com).



# TRAIL

## PORCELAIN PERFORMANCE DATA

### COLORED BODY PORCELAIN - Rectified Monocaliber

PHYSICAL PROPERTIES	TEST ASTM	NORTH AMERICAN STANDARD A137.1* / A137.3*	PORCELAIN TILES (REF A137.1)	PORCELAIN GRIP TILES (REF A137.1)	PORCELAIN PAVERS FRONTIER20 (REF A137.3)	PORCELAIN VENEERS VENEER WORLD (REF A137.1)
			RESULTS	RESULTS	RESULTS	RESULTS
Water absorption *	C373	≤ 0.5%	COMPLY WITH ANSI A137.1	COMPLY WITH ANSI A137.1	COMPLY WITH ANSI A137.3	COMPLY WITH ANSI A137.1
DCOF Average dynamic coefficient of friction **	ANSI A.326.3	As reported	IW - Interior, Wet	EW - Exterior, Wet	EW - Exterior, Wet	NOT APPLICABLE
Skid Resistance	EN 16165 (EX DIN 51097)	-	-	A+B+C	A+B+C	NOT APPLICABLE
	EN 16165 (EX DIN 51130)			R11	R11	
Resistance to freeze/thaw cycling *	C1026	As reported	RESISTANT	RESISTANT	RESISTANT	RESISTANT
Resistance to thermal shock	C484	As reported	RESISTANT	RESISTANT	RESISTANT	RESISTANT
Warpage (edge)	C485	Warpage ± 0.4% or ± 0.05 in	COMPLY WITH ANSI A137.1	COMPLY WITH ANSI A137.1	COMPLY WITH ANSI A137.3	COMPLY WITH ANSI A137.1
Warpage (diagonal)	C485	Warpage ± 0.4% or ± 0.07 in	COMPLY WITH ANSI A137.1	COMPLY WITH ANSI A137.1	COMPLY WITH ANSI A137.3	COMPLY WITH ANSI A137.1
Wedging	C502	± 0.25% or ± 0.03 in	COMPLY WITH ANSI A137.1	COMPLY WITH ANSI A137.1	COMPLY WITH ANSI A137.3	COMPLY WITH ANSI A137.1
Chemical resistance	C650	As reported	UNAFFECTED	UNAFFECTED	UNAFFECTED	UNAFFECTED
Resistance to stain	C1378	As reported	UNAFFECTED	UNAFFECTED	UNAFFECTED	UNAFFECTED
Thickness	C499	Range: 0.04 in	COMPLY WITH ANSI A137.1	COMPLY WITH ANSI A137.1	COMPLY WITH ANSI A137.3	COMPLY WITH ANSI A137.1
Breaking strength	C648	250 lbf or greater	COMPLY WITH ANSI A137.1	COMPLY WITH ANSI A137.1	-	COMPLY WITH ANSI A137.1
	C1050	2000 lbf	-	-	COMPLY WITH ANSI A137.3	-
Module of Rapture	C1050	5000 psi	-	-	COMPLY WITH ANSI A137.3	-

\* Average values referred to our production and related to the matt finish of the product.

\*\* As far as values relating to the matt finish of the product and to tests carried out by certified external laboratories whose results are available upon request at Headoffice, we are willing to check the lot you are interested in purchasing.

- Be sure to use tiles belonging to the same caliber.

- Test results are available on request.

- The information provided can be subject to change. Please refer to [lcosa.com](http://lcosa.com) for the latest, most accurate and up-to-date information.







**Landmark Ceramics - UST, Inc.**

1427 N. Main Street

Mount Pleasant, TN 38474

---

Tel. 931.325.5700

**[lcusa.com](http://lcusa.com)**

LEARN MORE ABOUT

